





Super minds 3


U 2

Unit 2 and unit 3



1  **WB p22** Complete the crossword.


Key: 2 water, 3 cheese, 4 apple juice, 5 lemonade, 6 soup, 7 rolls, 8 salad

2  **WB p22** Write words from Activity 1.


Key: 2 vegetables, 3 cheese, 4 water, 5 lemonade, 6 soup

3  **WB p22** Put the dialogue in order.


Key: 4, (1), 3, 5, 2

1  **WB p23** Circle the correct words to complete the dialogue.


Key: 2 any, 3 any, 4 any, 5 some

2  **WB p23** Complete the dialogues with *some* or *any*.


Key: 1 some, 2 any / any, 3 any / some / any, 4 any / any / some

1  **WB p24** Write the words from the shopping list in the first verse. Make it rhyme. Write two more words for the second verse.


Key: 1 tomatoes, 2 jam, 3 and 4 Students' own answers

- 1**  **WB p25** Put the questions in order. Then read and write *Ava*, *Lilly* or *Olivia*.

Key: Lilly, (Ava), Olivia; 1 Shall we put some peas and carrots in our soup?
2 Would you like some fish soup?
3 I'd like some vegetable soup.

- 1**  **WB p26** Read the story *The golden apple* again. Then circle the correct words.



Key: 2 village, 3 waterfall, 4 apple, 5 take, 6 the letter *I*

- 2**  **WB p26** Write more things for Ben to say. Use the words from the box or your own ideas.



Key: Students' own answers.

- 3**   **WB p26** Read the story. What can we learn from it? Draw 😊 or ☹.


Key: ☹ When things don't work, stop trying.

- 1**  **008**  **WB p27** Listen and write the missing words. Then say with a friend.



Key: 1 What's the matter, 2 I think I've got it

- 2**  **009**  **WB p27** Listen, point and say. Write the words.

Key: bike, kite, fish, rabbit, sandwich, window, picnic, ice cream

- 2**  **WB p28** Look at Activity 1 again. Answer the questions.

Key: 2 Evelina, 3 Pablo, 4 Pablo, 5 Evelina, 6 Michelle

- 1**  **010**  **WB p29** Listen and tick ☒ the correct answer.
Exam skills

Key: 2 A, 3 B, 4 C, 5 B

- 2**  **WB p29** Remember Activity 1. Write *Carlos*, *Chuck* or *Teresa*.


Key: 1 Carlos, 2 Chuck, 3 Teresa

- 1**  **WB p30** Look and write the edible plant part in each picture.

Key: 2 stem, 3 leaves, 4 seeds, 5 fruit

- 2**  **WB p30** Read and circle the correct words.

Key: 2 stems, 3 seeds, 4 roots, 5 fruit

- 4**  **WB p31** Write names of plants or plant parts we can use to make these things.

Suggested answers: soups – leaves, roots; juice – fruit; salads – fruit, leaves, stems

- 5** **WB p31** Look at the animals. Write the food they eat. You can use some words more than once.

Key: Possible answers 1 fruit, leaves, seeds, 2 roots, seeds, leaves, fruit, 3 fruit, seeds, leaves, stems 4 leaves, fruit, seeds, stems

- 1** **011** **WB p32** Put the dialogue in order. Then listen and check.

Key: 7, 5, 3, (1), 6, 2, 4

- 1** **WB p33** Colour the bricks to make sentences. Write in the missing words.

Key: 1 Is there any cheese in my sandwich? 2 There aren't any oranges in the fridge. 3 Shall we make some vegetable soup? 4 How about making a salad? 5 Let's make a bottle of lemonade.

- 1** **WB p34** Match the words.



Key: 2 g, 3 f, 4 d, 5 c, 6 a, 7 h, 8 e

- 2** **WB p34** Look and write the actions.

Key: 2 cook the dinner, 3 sweep the floor, 4 do the shopping, 5 wash up, 6 take the dog for a walk, 7 tidy up, 8 feed the dog

- 1  012  Listen and tick ☒ the correct box.

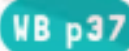
Key: 2 half past six, 3 quarter to four, 4 quarter past eight, 5 half past eleven, 6 quarter to nine

- 1   Remember the song and match. Read the song again to check.



Key: 2 e, 3 c, 4 b, 5 a

- 2  Read the song again. Complete the sentences about the pilot.

Key: 2 is at her door, 3 is in her spaceship, 4 is on the moon, 5 is back home, 6 works

- 1  Look at the table and read. Write *t* (true) or *f* (false).

Key: 2 t, 3 f, 4 f, 5 t

- 2   Write four more true sentences about Rob and Gillian.

Key: Possible answers: Rob always plays tennis on Saturdays. Rob sometimes does his homework on Saturdays. Gillian never does her homework on Saturdays. Gillian always goes to the cinema on Saturdays.

- 1**  **WB p38** Read the story *Tidying up* again. Answer the questions.


Key: 2 At half past ten, 3 Under a table, 4 In a bin, 5 On a table, 6 F

- 2**  **WB p38** Tick (✓) the best answer.


Key: 1 b, 2 c, 3 b

- 1**  **013**  **WB p39** Listen and write the missing words. Then say with a friend.


Key: 1 I've got something to show you. 2 What a mess!

- 2**  **WB p39** Look and write v, f or ff.

Key: 2 v, 3 f, 4 v, 5 f, f, 6 f, 7 v, 8 ff

- 1**  **WB p40** Read the shoemaker's story again. Tick (✓) the correct sentences.


Key: sentences 2, 3 and 5

- 2**  **WB p40** Read the story again. Complete the summary with the words from the box.


Key: 2 leather, 3 next, 4 every, 5 doesn't, 6 old, 7 happy

- 3**  **WB p40** Read the story again and think. Colour the circles green for *yes* or red for *no*.


Key: Green: Be kind to others, Red: Don't think of others.

- 1**  **WB p41** Look at the pictures and write the words.

Key: 2 dog is hungry, Mum needs help, 3 Patty and Jack help Mum, Mum takes a nap, 4 Patty and Jack make lunch, 5 Patty, Jack and Mum have a lovely lunch, 6 Patty and Jack wash up

- 2**  **WB p41** Write the story. Use the words from Activity 1 to help you. **Exam skills**

Key: Students' own answers

- 1**  **WB p42** Look at these jobs. Write *d* (day only) or *b* (both day and night).

Key: 2 b, 3 b, 4 d, 5 b

- 2**  **WB p42** Read and write the jobs.

Key: 1 pilot, 2 police officer, 3 cleaner

4 WB p43 Read Pedro's diary and match.

Key: 2 e, 3 d, 4 a, 5 b

5 WB p43 Circle the correct words.

Key: 2 always, 3 sometimes, 4 always, 5 always

1 WB p44 Match the questions with the answers.



Key: 2 e, 3 f, 4 a, 5 c, 6 d

2 WB p44 Read about Stuart. Underline the mistakes. Then write the correct sentences.

Key: At the weekend he cooks dinner breakfast. His favourite job is cooking walking the dog. His mum dad gives him £5 when he washes up helps in the garden.

1 WB p45 Look and draw lines to make sentences.

Key: 2 She has breakfast at quarter past seven. 3 You always play tennis after school. 4 He never does homework on Sundays.

2   **WB p45** Read,
think and circle. Then write
one more pair.

Key: Students circle adjectives of
their choice and add one more.



